



# August 2021 Newsletter

P.O. Box 463, Boerne, TX 78006 ~ email: [ccqg2012@gmail.com](mailto:ccqg2012@gmail.com) ~ website: <https://cibolocreekquiltersguild.com/>

## President's Ponderings



Members,

I've been stuck at home the past few weeks after a little surgery and that has given me some extra time on my hands. I wondered what each of you envisioned when you made the decision to join CCQG. What expectations did you have coming in, if any? Now that a few activities are opening again, I hope you are enjoying the socializing, sharing your

finished items, and learning new tips and tricks? I guarantee that enjoyment will exponentially increase as you participate even more. How do I know?

I joined the CCQG board at the start of 2020 and will finish up this December. What a game changer it has been! I've learned about nonprofits, organization finances, Boerne city events and library multimedia procedures. The best part has been building friendships with the members who attend the board meetings. It does take some of my time away from other activities to be on the board but, the rewards will carry long after I've finished my term!

Take a chance and see what you can do by joining the board. Prior guild experience is NOT required! We currently have one board member who joined the board her first year and two others joined after two years. We need your ideas, creativity, and life experiences to keep moving CCQG forward and attracting new members. Next year is our CCQG 10<sup>th</sup> anniversary! Let me know if you need more information on board positions. A summary of duties follows.

Our website simply states CCQG is: "A community of quilters who gather for friendship, sewing, and donating our time & talents". Let's gather again August 12 at 7PM in the library.

Stay healthy and safe,  
Bonnie Walshe



## Calendar

### Programs

**Aug 12** Donna Forrest—How to construct a folded star quilt block

**Sep 9** Michele Watts—Quilt designer, artist, wearable art inspired by the beauty of the Southwest

**Oct 14** Linda Heatherley—Raffle Quilt from concept, design, and completion

**Nov 11** Annual Charity Event

### Events

**Entries for 115th Annual Kendall County Fair due September 2 8am—5pm**

**Textile Totems Workshop with Michelle Watts Sept 10**

# Monthly News

## Board Opportunities Open

Volunteer to be on the CCQG Board in 2022! A sign-up sheet will be at the August meeting for the 3 open positions. Below is a brief description of the duties for each: President, President Pro Tem, and Treasurer. 2022 is the 10-year anniversary of CCQG. Be part of the fun by signing up for a position on the board.

Brief Description of Duties:

**President** – Run meetings, appoint chairpersons of committees as needed and oversee committees and officers. The President of the Board will review the guild’s activities each year in December to ensure that CCQ operates in a manner consistent with our charitable purposes. A yearly signed document will be included in our “Minute Book.”


**President Pro Tem** – Provide support for the president, take over in the president’s absence and coordinate fund-raising activities.

**Treasurer** - In charge of the bank accounts, yearly audit, and filing any necessary paperwork for the IRS/State of Texas. Note: Our yearly audit is a procedural audit and tax returns are handled by someone outside the guild.

## Additional Opportunities to Volunteer

**Publicity Chairperson** – Do you have ideas on how we can better advertise our activities. We need someone to focus on this area and facilitate getting our organization better known.

**Newsletter Chairperson** Attend monthly meetings and update the CCQG newsletter template with input from board members and members’ ideas using Publisher.



## **Officers**

**President** - Bonnie Walshe  
**President Pro Tem** - Kathleen Swafford  
**1st VP** - Stacey Gilfillan  
**2nd VP** - Karen Walsemann  
**Secretary** - Julie Barker  
**Treasurer** - Yolanda Gonzalez

## **Committee Contacts**

*Charity Baby Quilts* - Hilda Jaehne  
*Charity Happy Scrappers Bee* - Polly Sparks  
*Newsletter* - Elaine Stoecker  
*Publicity* -  
*Facebook*—Donna Forrest  
*Quilt Conference* - Judi Burr  
*Quiltfest* - Lera Borden  
*Quilts of Honor* - Polly Sparks  
*Retreats* - Lera Borden  
*Sleep in Heavenly Peace* - Cathy Mitchell



## **Guild Meeting**

2nd Thursday of the month  
at 7:00 p.m.  
at PHPL  
451 N Main St, Boerne

# Monthly News continued

## July Show & Tell!



Poinsettia Workshop



Michelle Watts' SW design



Lemons



Color Illusions



UFO finished after 20 years



Quilts of Honor

# Membership

July Guild Meeting Member Attendance – 22

Total Guild Meeting Attendance – 24

## Visitors 2:

### Welcome New Member

Denice Brockmeyer


**Total Membership – 50**

### Board Meetings

Board Meetings are the fourth Wednesday of the month 4:00 p.m.

Zoom link to be emailed on Monday before the meeting.

All members are welcome to attend.



Sleeping is hard  
in the summer  
because  
the quilts are too warm  
but  
without them  
I am vulnerable to  
monsters.



## Happy Birthdays!

### August



Cindy Beeson  
Karen Ross



Susan Davis  
Thelma Self  
Karen Walsemann

## J. Michelle Watts Textile Totems Workshop



**September 10**

Ms Watts is a native Texan who moved to Roswell NM in 1982. When she needed a hobby, she joined the Pecos Valley Quilters guild. She made her first quilt in 1983 from scraps and started designing in 1988. Michelle is the author of Quilted Cross (2003) and designed the Treasures of the Southwest fabric collection in 2009 and Simply Southwest in 2013.

The biggest influence on her pattern designs is still inspired by the beauty of the Southwest and her surroundings. The workshop will be a unique experience using fabric. Quilted wall sculptures are a fresh, new idea, and the Textile Totems combine easy piecing techniques with your favorite embellishments. Students will work on a one of a kind quilted wall sculpture.

See details and supply list on page 8

Website: <https://www.jmichellewatts.com/>



## Sunshine & Shadows



*Celebration of Life for Dale Flashberg's husband, Al Gorbett  
Sunday, August 8, 2 PM 452 English Oaks Circle  
210-452-5959 - cell—[quiltingclown@gvtc.com](mailto:quiltingclown@gvtc.com)*



*Bonnie Walshe is recovering from hysterectomy with good test results*



*Elaine Stoecker's husband has recovered from heart surgery*



*Prayers for Judi Burr's mom who is in failing health*

*As a quilters' community, we want to share your life joys and the concerns of your heart. If you would like to share your news with us, please email or contact a board member, so we may all celebrate happiness with you and pray for things that weigh on your heart.*

## A Quilter's Story

This story was originally posted on "Our Southern Souls" Facebook group:



"I grew up in Young, Alabama. My mama's parents' last name was Irby, but they had to change their last name to Pettway when they got to the plantation. My dad was a sharecropper on Herbert Wilkinson's place. Then dad bought his own land at Gee's Bend. He grew cotton, corn, peas and potatoes. Dad was also a longshoreman in Mobile and worked on the waterfront. While he was gone, I helped my brothers and sisters in the fields and cooked the meals. When we weren't in the fields, we walked four miles to and from school. Mama could beautifully handle a needle and thimble and made our clothes. After the shirts, pants and dresses wore out, she used them to make quilts to keep us warm. We didn't waste anything.


I married, worked in the fields, and raised ten children. In 1965, Dr. King came to Gee's Bend and said we are somebody. We became active in civil rights. We marched in Montgomery and across the river in Camden. I didn't do anything that would get me thrown in jail because I had children. We became registered voters and things began to change. We got better jobs. I was one of the founding members of the Freedom Quilting Bee. We started it during the civil rights movement to sell quilts and provide employment to women who lost work when they took a stand for civil rights and registered to vote. I also worked for the extension service for more than 20 years as a quilting instructor.

My mother taught me how to quilt when I was 14. I have made them for more than 60 years. I worked during the day at the school cafeteria, made supper for my family, then stayed up quilting. I was always looking for patterns. I got ideas from books or a quilt a friend made. I found patterns in crossword puzzles, tiles on floors, pictures, toys and Chiclets gum. I liked to make pine burrs in my quilts. A group of us also worked together on our quilts. We sang and prayed as we quilted. Some of the songs were 'When all God's Children Get Together' and 'What a Time.' Our young children hid under the table to listen to us talk and watch us quilt.

My grandmother was a quilter. She would be amazed that our quilts became pieces of art. One of my quilts hangs at the Metropolitan Museum in New York. It was a denim quilt made of jeans and shirts that my husband wore in the fields. They were worn and faded from work. I went to New York to see my quilt. I never thought something like that would happen.

I don't quilt anymore because my eyes aren't what they used to be. Quilting takes a lot of patience. I hope I taught my kids to finish what they start. Sometimes it takes more than one try, but you have to try again.

Lucy Mingo



Ms Mingo's quilt hangs in the Metropolitan Museum of Art

# Quilting Bees



**Happy Scrappers Charity Bee** - Meets the first Wednesday of the month at Sew It Fabulous 10 am -12 noon. Contact, Polly Sparks at [plsparks@gvtc.com](mailto:plsparks@gvtc.com)

**Zoom Sew-In Bee** - Meets on Zoom the Saturday after the monthly guild meeting from 9AM-12PM. Zoom link on CCQG website

**Appliqué Bee** - Meetings are on the third Thursday of the month at 10 am. No August meeting. Resumes on September 16 at Judi's

## 2021/2022 Raffle Quilt



**We need to keep selling raffle tickets!** Contact Kathleen Swafford ([k.swafford@sbcglobal.net](mailto:k.swafford@sbcglobal.net)) for tickets to sell to family and friends. If you have connections to events where we might be able to sell tickets, let Kathleen know.

We were up to \$1867. in raffle ticket sales as of the end of June. Yahoo!

## Newsletter Submissions

If you would like to have something placed in the September newsletter, please email it to Elaine Stoecker no later than August 31st Our Newsletter is published the last weekend of each month for the following month.

## Textile Totems Workshop September 10

TEXTILE TOTEMS – Quilted Wall Sculptures Textile Totems are a fresh, new idea. The totems combine easy piecing techniques with your favorite embellishments. Students will work on a one of a kind quilted wall sculpture. I will share a variety of different creative design ideas. I will discuss and demonstrate the basic layout and assembly process. I will share some of my favorite decorative embellishments, including decorative machine stitches, quilting, beads, buttons, and yarns. I will demonstrate how to finish your wall sculpture and get it ready to hang. I will have lots of photos and examples to share with everyone.

Students will work on a single totem during class. Feel free to work on a small collection (3 or more) if you prefer. I look forward to sharing my Textile Totem wall sculptures with everyone.

SUPPLY LIST for a 24” Totem Basic Sewing Supplies (pencil, scissors, paper)

- Rotary cutter, mat, and ruler
- Scrap fabrics or coordinating fabrics- At least 5 or 6 different fabrics. You can choose to work in a single-color family (my favorite is turquoise). A layer cake would work well because they all coordinate. I like using a variety of prints and textures. Scraps need to measure at least 1” x 9” long. Feel free to work with a theme, such as southwestern, modern, southwestern, monochromatic, floral, etc.
- 9” x 24” piece of cotton or cotton blend batting
- 3” x 23 ½” piece of felt (I like to use dark gray)
- Elmer’s Glue
- Spray Adhesive (optional)
- 1 – 24” long 1x4 or 2x4 piece of wood (Home Depot has pre-cut pieces of wood available in 2ft, 3ft, 4ft lengths) You will probably have to ask where they are. They are at the back of the store by the wood cutting area in our Home Depot.
- Thread for sewing Thread for quilting and/or decorative stitching
- Miscellaneous buttons, beads, yarns, threads for embellishing (I will have a variety of things to share)
- A saw tooth picture hanger
- Staple gun or heavy-duty stapler
- Sewing Machine
- Iron (guild irons or irons to share)

Feel free to contact me at 432-559-7251 with any questions.

*J. Michelle Watts*



# Member Information

## Miscellaneous

Copies of the monthly *Guild Meeting Minutes*, *Treasurer's Report*, and *Board Meeting Minutes* are available to members on our website.

The website also provides downloadable copies of Guild forms, videos of Member Moments, calendar of events and registration to classes and lectures. Check it out at [www.cibolocreekquiltersguild.com](http://www.cibolocreekquiltersguild.com). If you need help accessing or logging into the website contact the CCQG webmaster. Webmaster email: [peacecity@hotmail.com](mailto:peacecity@hotmail.com)



# ADVERTISEMENT



## **Sew It Fabulous**

111 Parkway, Suite 101, Boerne, TX

(830) 331-2886

**<https://www.sewitfabulous.com/classes.htm>**

See website for class details:

### *Events:*

2021-AccuQuilt: AccuQuilt Club! FIRST SATURDAY OF EVERY MONTH

AccuQuilt Club Block of the Month 2021—

Switchback Table runner—Aug 10

City Bags—Aug 15

Emerald Isle Quilt—Aug 17

All Stacked Up—Aug 19